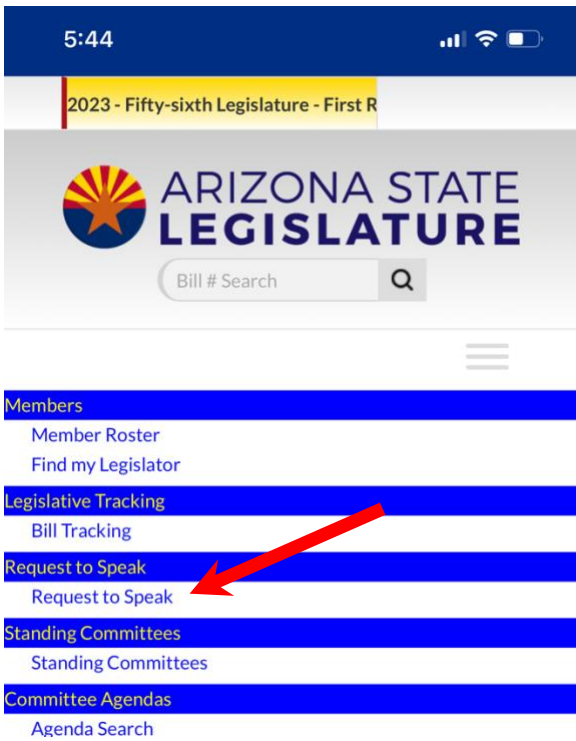
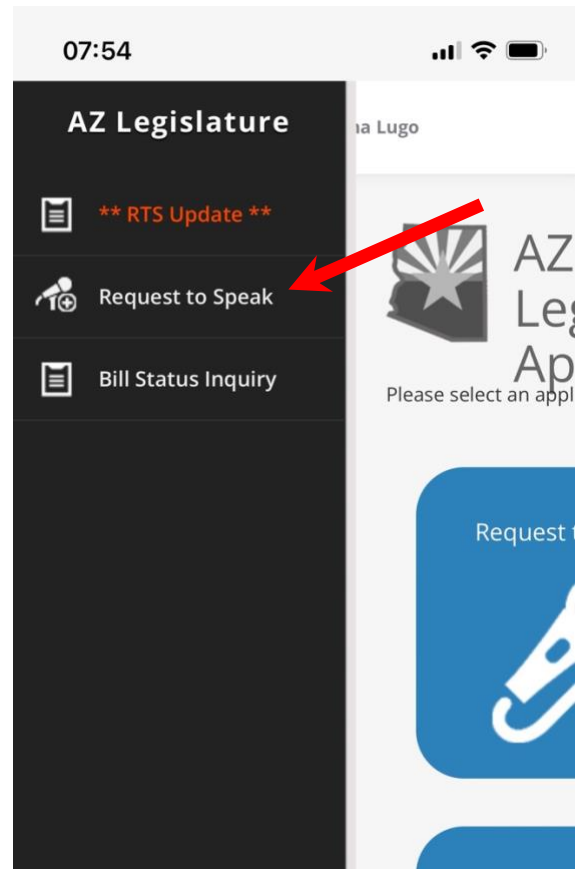


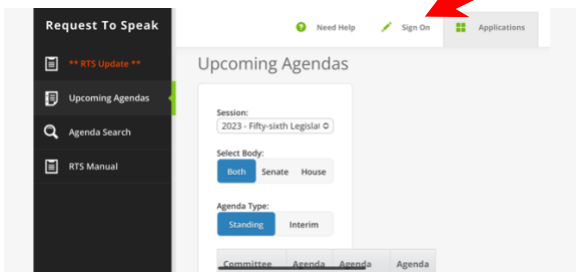
Step 1: Go to AZLEG.GOV, click "Request to Speak"



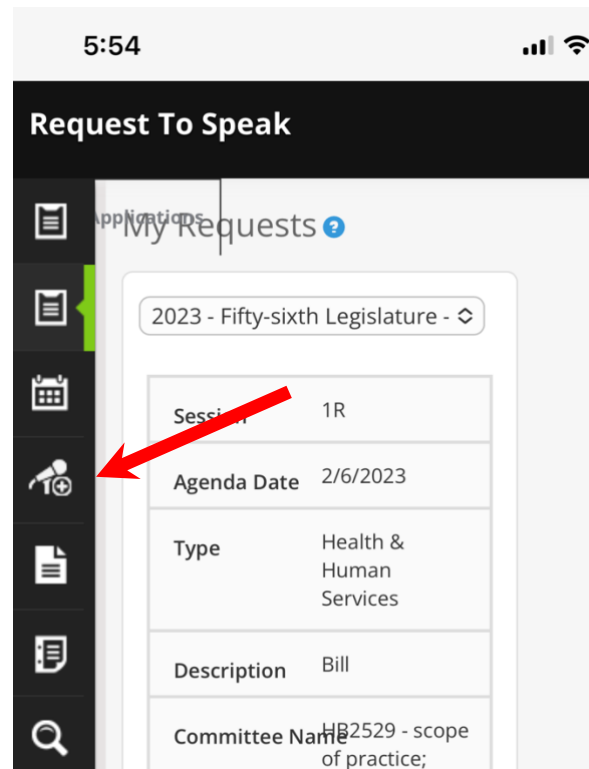
Step 4: Click "Request to Speak"



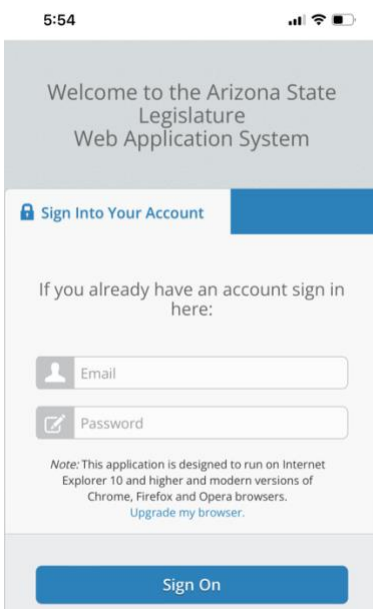
Step 2: Turn phone/landscape mode and click "Sign On" at the top right



Step 5: Click microphone + icon on the left



Step 3: Sign into your account



Step 6: Enter bill # (ex *HB2457* or *2457*) and search

(Steps 8-10 use the same image below)

Step 8: Click *For (supporting)* or *Against (opposing)*

Step 9: Click "No" under wish to speak (Unless you have been asked by Compass or AZANA to testify)

Step 10: Click "Submit" (repeat steps 4-9 for additional bills)

Request To Speak

Request to Speak Topic Search

Please use the following search criteria to find the topic you would like to speak on.

Legislative Body

Senate House Both

Session

2023 - Fifty

Committee

Select a co

Search Phrase

1269

SEARCH

Request To Speak

New Request to Speak

Your position on the item:

For

Neutral

Against

Do you wish to speak?

Yes

No

If Necessary

Comment

250 characters remaining

SUBMIT

Step 7: Click "Add Request" on the bill

Request To Speak

SEARCH

Search Results

Session	1R
Agenda Date	2/7/2023
Type	Bill
Description	SB1269 - nurse anesthetists; clinical rotations; appropriation
Committee Name	Senate Health and Human Services
Location	SHR 1
Requests To Speak	Add Request